





# Product Information

- Medium voltage
- Low voltage
- Outdoor
- Railway
- Accessories



ELEKTROTECHNISCHE WERKE  
FRITZ DRIESCHER & SÖHNE GMBH

D-85366 Moosburg • Phone: +49 8761 681-0 • Fax: +49 8761 681-137  
www.driescher.com info@service@driescher.de



# DRIESCHER

## Company development

### Foundation

1909 Fritz Driescher sen. founds parent company in Kapellen / Grevenbroich

### The 30's

1936 Low-voltage high-breaking-capacity fuses

1939 Establishment of the company in Moosburg (D)

### The 50's

1948 Take-over by Fritz Driescher jun.

1951 • Switch-disconnector type M 3000

• Small-oil-volume circuit-breaker type 2680 with 200 MVA breaking capacity

1952 First automatic reclosing circuit-breaker with automatic reclosing relay

1953 First truck-type switching station in Hofheim near Würzburg (D)

1956 First switchpanel in withdrawable technology

1959 Outdoor switch-disconnector type FLA 15/60

### The 60's

1966 First earthing switch with short-circuit making capacity

• Switchpanels with 800 mm width

• Presentation of the first vacuum circuit-breaker, 24 kV

at the fair in Hannover (D)

1967 First internal arc test of our switchpanels according to the German Pehla

1968 Low-voltage distribution system type 403

High-voltage high-breaking-capacity fuses with thermal release

### The 70's

1972 Outdoor line-switch-disconnector type FLA 15/Vac with vacuum interrupter, 2000 A

1973 Cast resin insulator for outdoor

1975 Cast resin insulator for indoor and outdoor-indoor bushings

1976 Tension insulator for 20 kV and 30 kV

### The 80's

1982 Multipurpose switch-disconnector type H 27

### The 90's

1991 Foundation of DRIESCHER Eisleben (D)

1992 Foundation of DRIESCHER Zichovice (CZ)

• High-voltage high-breaking-capacity fuses with thermal protection "FGS"  
(thermally operated strikers) for gas-insulated switchgear

1994 Certification according to the German DIN ISO 9001

1995 Foundation of DRIBO, Brno (CZ)

1997 Outdoor line-switch-disconnector type FLA 15/97 with vacuum interrupter

1998 Indoor vacuum circuit-breaker 2500 A, 12 kV

1998 Foundation of DRIBO, Stara Tura (SK)

1999 Multipurpose switch-disconnector type H 27, 630 A, 12 kV

### from 2000

2001 Outdoor switch-disconnector FTr-1B for Railway Systems, 2000 A, 25 kV

2002 Withdrawable circuit-breaker panel (EL) 600 x 1100 x 2100 (BxTxH), 12 kV

2002 Foundation of Driescher Energy Solutions in Moosburg (D)

2003 Switch panels with 2- or 3-chamber partition and pressure release duct

2004 Indoor slid-disconnector type L 31 up to 1600 A, indoor disconnector up to 2500 A

2005 Foundation of Xi'an Driescher Energy Solutions Co. Ltd. (P.R. China)

2008 High-current-disconnector up to 8000 A

Emergency grounding for AC- and DC-applications for Railway Catenaries

2010 Outdoor switch-disconnector FTr-1B for Railway Systems, 2000 A, 3 kV DC


Volume of production: Switches and switchgears in the range from  
10 - 38,5 kV for medium voltage and up to 1 kV for low voltage.

# DRIESCHER

## Outdoor medium voltage switches

**Outdoor switch-disconnector type FLa 15/60, oil extinguishing media,** according to EN 62271-103


- Rated voltage 12 kV, 24 kV, 36 kV and 38,5 kV
- Rated current 400 A and 630 A



---> Brochure 762

**Outdoor switch-disconnector type FLa 15/64, oil extinguishing media,** according to EN 62271-103

- Rated voltage 12 kV, 24 kV, 36 kV and 38,5 kV
- Rated current 400 A and 630 A



---> Brochure 763

**Outdoor switch-disconnector type FLa 15/97, vacuum technology,** according to EN 62271-103


- Rated voltage 12 kV, 24 kV, 36 kV and 38,5 kV
- Rated current 400 A, 630 A, 1250 A and 1600 A



---> Brochure 766

**Outdoor disconnector, fuse holders and earthing switches** according to EN 62271-102 and EN 60282-1

- Rated voltage 12 kV, 24 kV and 38,5 kV
- Rated current 400 A up to 4000 A



---> Brochure 751

**Outdoor switch-disconnectors** for railway lines, **type FLa 15/97-1B and 2B** according to EN 50152-2

- Nominal voltage 15 kV - 29 kV
- Rated current 630 A up to 3000 A



---> Brochure 768

**Outdoor disconnectors and earthing switches** for railway lines, **type FTr and FES,** acc. to EN 50152-2

- Nominal voltage up to 3 kV DC, 15 kV - 29 kV AC
- Rated current 630 A and 6300 A




---> Brochure 768



**High-voltage high breaking capacity fuses** according to EN 60282-1

- Rated voltage 7,2 kV, 12 kV, 24 kV, 36 kV and 40,5 kV
- Rated current up to 160 A




- for indoor and outdoor
- with striker pin
- also with thermo protection
- also suitable for SF<sub>6</sub>-switchgear

---> Brochure 791

**Outdoor actuators and accessories**



Motor drive  
type UM 90



single, double and triple  
hand actuators

---> Brochure 776


Customer-specific (multipole) switches upon request.

# DRIESCHER

## Indoor medium voltage switches

**Transformer switch-disconnector type M 3007**  
according to EN 62271-103 / 60282-1 / 62271-105

- Rated voltage 24 kV and 36 kV



---> [Brochure 721](#)

**Multipurpose switch-disconnector type H 22 EK**  
according to EN 62271-103

**Switch-fuse combination type H22 SEA**  
according to 62271-105

- Rated voltage 12 kV - 38,5 kV
- Rated current 400 A, 630 A and 1250 A




---> [Brochure 722](#)

**Multipurpose switch-disconnector type H 27 EK, FEK**  
according to EN 62271-103

**Switch-fuse combination type H27 SEA, SuT and FSuT**  
according to 62271-105


- Rated voltage 12 kV and 24 kV
- Rated current 400 A and 630 A



---> [Brochure 727](#)

**Disconnecter type ITr and earthing switch type ES**  
according to EN 62271-102

- Rated voltage 12 kV - 38,5 kV
- Rated current 400 A - 6300 A (Disconnecter)
- Short-circuit making current 50 a. 80 kA (Earthing sw.)



---> [Brochure 731](#)

**Vacuum circuit-breaker type V...**

according to EN 62271-100

- Rated voltage 12 kV, 24 kV, 36 kV and 38,5 kV
- Rated current 630 A - 2500 A



---> [Brochure 747](#)

**Switch-disconnector for railway applications type H 22-1B**, according to EN 50152-2

- Nominal voltage 27,5 kV
- Rated current 630 A



---> [Brochure 767](#)

**Switch-disconnector for railway applications type H 27-1B**, according to EN 50152-2


- Nominal voltage 15 kV
- Rated current 400 A



---> [Brochure 767](#)

**Disconnectors and earthing switches type L31 / ITr and ES**  
for railway applications acc. to EN 50152-2

- Nominal voltage up to 1,5 kV DC, 15 kV a. 27,5 kV AC
- Rated current 630 A up to 6300 A



---> [Brochure 767](#)

Customer-specific (multipole) switches upon request.

# DRIESCHER

## Medium voltage switchgear

### Air-insulated medium voltage switchgear type W12

- Rated voltage 12 kV
- Rated current up to 630 A
- Typetested according to EN 62271-200



Panel width 600 mm  
750 mm  
900 mm

---> [Brochure 780](#)

### Air-insulated medium voltage switchgear type F24

- Rated voltage 24 kV
- Rated current 630 A
- Typetested according to EN 62271-200



Panel width 600 mm  
750 mm  
900 mm

---> [Brochure 786](#)

### Air-insulated medium voltage switchgear type W24

- Rated voltage 24 kV
- Rated current up to 1600 A
- Typetested according to EN 62271-200



Panel width 800 mm  
900 mm  
1000 mm

---> [Brochure 782](#)

### Air-insulated medium voltage switchgear type D12

- Rated voltage 12 kV and 24 kV
- Rated current 630 A
- Typetested according to EN 62271-200



Panel width 500 mm  
600 mm  
900 mm

---> [Brochure 787](#)

### Air-insulated medium voltage switchgear type W36

- Rated voltage 36 kV
- Rated current up to 1250 A
- Typetested according to EN 62271-200



Panel width 1200 mm  
---> [Brochure 783](#)

Panel width 900 mm  
---> [Brochure 784](#)

### Air-insulated medium voltage compact switchgear for substations

- Rated voltage 12 kV and 24 kV
- Rated current 630 A



- Transformer - Rated power up to 2500 kVA
- optionally with integrated measuring

---> [Brochure 788](#)

### Air-insulated medium voltage switchgear type EL

- Switch panels with withdrawable switches
- Rated voltage 12 kV and 24 kV
  - Rated current 630 A, 1250 A and 1600 A



- Typetested according to EN 62271-200

---> [Brochure 785](#)


### Actuators and accessories

---> [Brochure 773](#)


---> [Brochure 774](#)



Universal-Motordrive



Motordrive type SPN



Hand actuators and insulating keys

# DRIESCHER

## Low voltage switches

### Low voltage distribution system type 202




- Rated voltage 690 V AC
- Rated current 160 A, 400 A and 630 A
- according to IEC 60269

---> [Brochure 822](#)

### Low voltage distribution system type 403

- Rated voltage 690 V AC
- Rated current 400 A, 630 A, 800 A, 1000 A and 1500 A, without reduction factors
- 1-pole and 3-pole switchable
- connection optionally on the bottom or top
- for l.v. h.b.c fuses according to DIN 43620



---> [Brochure 843](#)

### Low voltage distribution system type 203



- Rated voltage 690 V AC
- Rated current 160 A, 400 A and 630 A
- according to IEC 60947-3



---> [Brochure 822](#)

### Low voltage accessories

Line strap

Insulated  
socket wrench

Protectiv cover



---> [Brochure 810](#)

### Low voltage distribution system type 301



- Rated voltage 500 V AC
- according to IEC 60947-3
- Rated current 100 A / 160 A for l.v. h.b.c fuses size 00 according to DIN 43620

---> [Brochure 822](#)

# DRIESCHER

## Low voltage switchgear

### Distribution cabinet size 00 - 3

Type serie 75 according to IEC 61439-5



- Rated current up to 1600 A

---> [Brochure 875](#)

### Low voltage distribution main switchgear type 84

Type serie 84 according to IEC 61439-1/-2 in enclosed sheet steel construction



- Rated current up to 1600 A
- circuit-breaker resp. fuse feeding from top
- with more space for instrumentation or for measuring systems
- degree of protection IP 3X

---> [Brochure 881](#)

### Low voltage distribution main switchgear type 81

in open frame construction



- Rated current up to 1000 A
- for not accessible stations
- power supply stations

---> [Brochure 881](#)

### Low voltage distribution main switchgear type 86

in enclosed sheet steel construction




- Rated current up to 6300 A
- TTA- tested according to IEC 61439-1/-2
- degree of protection IP 3X

---> [Brochure 881](#)

### Low voltage distribution main switchgear type M100

Type serie 103

in open frame construction



- Rated current up to 2500 A
- TTA- tested according to IEC 61439-1/-2
- for not accessible stations
- power supply stations

---> [Brochure 883](#)

### Low voltage distribution main switchgear type 88

typetested low voltage switchgear and controlgear assembly



- Rated current up to 5000 A
- tested for resistance to accidental arcing acc. to IEC 61641
- TTA- tested acc. to IEC 61439-2
- degree of protection up to IP 54

---> [Brochure 888](#)